

VALENTINE'S DAY ACTIVITY BOOK



Valentine's Day Vocabulary

Draw a line from words to the right pictures.

roses

card


cupcake

envelope

cake

balloons

ring



Valentine's Day Vocabulary

Draw a line from words to the right pictures.

roses

card


cupcake

envelope

cake





balloons

ring




Shadow Valentine's Day

Draw a line from the object to the correct shadow.




Valentine's Day

Look at the pictures and circle the correct words



Angel

Cupid



Flowers

Chocolates



Love message

Love letter


Valentine's Day

Look at the pictures and circle the correct words



Love letter

Love book



Chocolate

Candy



Card

Present

Valentine's Day

Look at the pictures and circle the correct words



Rings

Earrings



Cake

Muffin








Teddy bear

Puppet


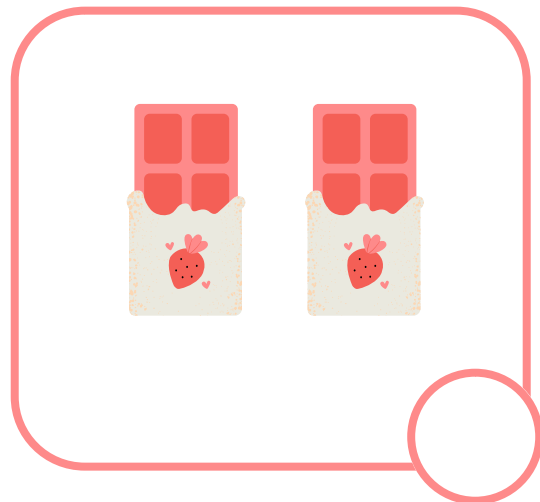


Count and Write

Count the Valentine's Day items and write the number in the circle.









Count and Write

Count the Valentine's Day items and write the number in the circle.



Count and Write

Count the Valentine's day objects and write the number in the circle.

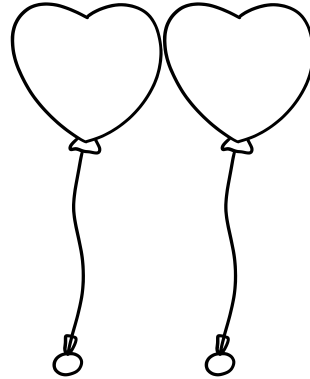


Read and Color

Read the text and color the Valentine's Day items below.



The mugs are red and yellow.



The balloons are pink and blue.



The cupcake is blue and purple



The cake is pink and purple.




The calendar is yellow.
The heart is red.



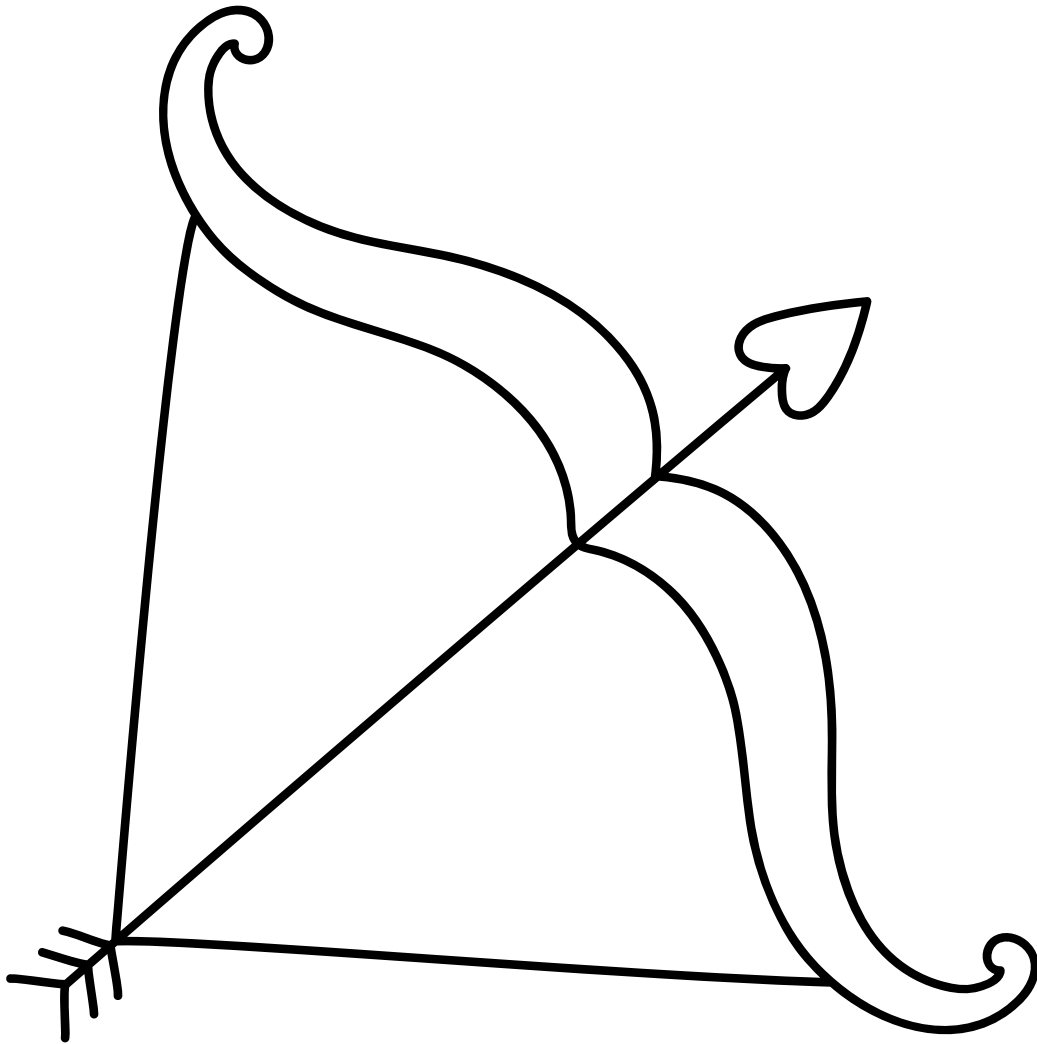
The gift is red and the ribbon is
pink.

**Color the picture with your
own color palette.**




hearts

**Color the picture with your
own color palette.**




arrow

**Color the picture with your
own color palette.**




envelope

**Color the picture with your
own color palette.**




card

**Color the picture with your
own color palette.**




February

**Color the picture with your
own color palette.**




balloons

**Color the picture with your
own color palette.**



letter

**Color the picture with your
own color palette.**



love

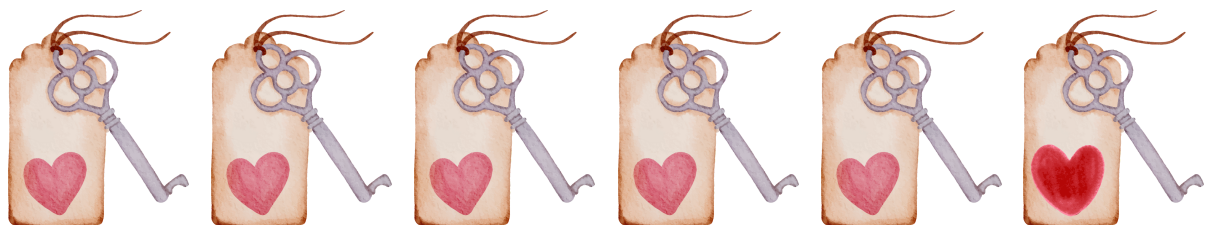

**Color the picture with your
own color palette.**



candy


Find the Difference

Circle the different one between pictures.



Find the Difference

Circle the different one between pictures.



















What Comes Next?


Cut out the images at the bottom. Paste the image that comes next in each pattern.



What Comes Next?















Cut out the images at the bottom. Paste the image that comes next in each pattern.


   	
   	
   	
   	



What Comes Next?


Cut out the images at the bottom. Paste the image that comes next in each pattern.



Valentine's Day Counting

Count the Valentine's items and write the number in the box.



VALENTINE'S DAY



Heart Coloring

Color the connect number of the hearts.



7



9



10



3





















































5

VALENTINE'S DAY

Heart Coloring



Color the connect number of the hearts.

				
				
				
				
				
				
				
				
				
				
6	8	1	2	4

Word Scramble

Correct the word and write it below on the line.



FTIG



AKCECUP



TRAEH



KEAC




CEICMREA




ETALCHOOC




Valentine's Day Pre-Writing practice



Valentine's Day Pre-Writing practice



scissor skills



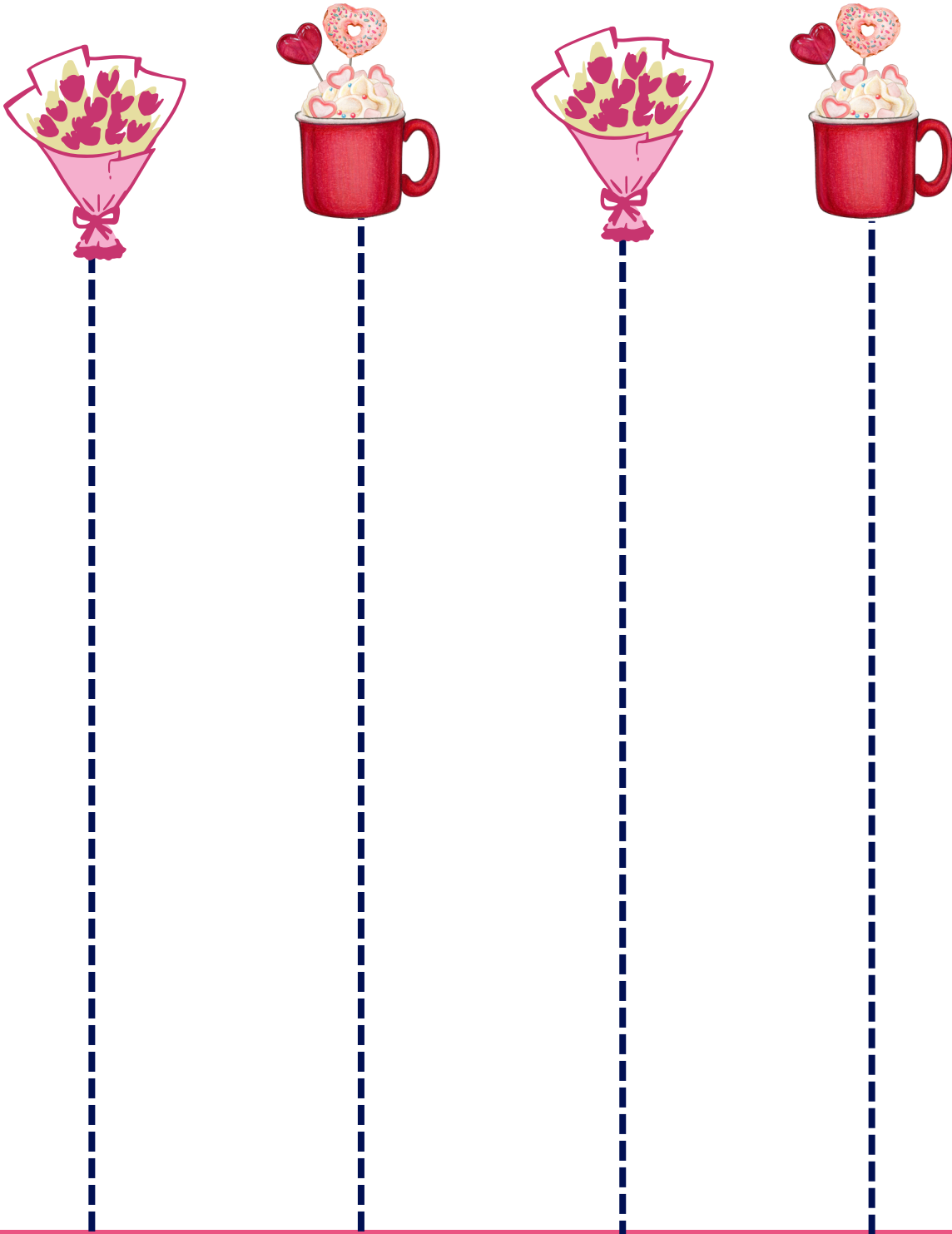
scissor skills

Carefully practice your scissors skill



scissor skills

Carefully practice your scissors skill




scissor skills

Carefully practice your scissors skill




scissor skills

Carefully practice your scissors skill



scissor skills

Carefully practice your scissors skill



How many?

Valentine's Day



Count the hearts in the jar and write the answer below.



There are _____ hearts.

Valentine's Day Memory Game

Print (2x), and cut the cards. When you find
the pair, say their names in English.



Valentine's Day Division

Count the Valentine's Day items and divide numbers. Write the answers in the box.

$20 \div \text{Valentine's Day items} = \boxed{}$

$10 \div \text{Valentine's Day items} = \boxed{}$

$30 \div \text{Valentine's Day items} = \boxed{}$

$60 \div \text{Valentine's Day items} = \boxed{}$

Valentine's Day Multiplication

Count the Valentine's Day items and multiply numbers. Write the answers in the box.

5

x




3

x




2

x



4

x



Valentine's Day Subtraction

Count the Valentine's Day items and subtract numbers. Write the answers in the box.

14 -



11 -



15 -



12 -



Valentine's Day Addition

Count the Valentine's Day items and add the numbers.
Write the answers in the box.

$12 +$




--

$13 +$



--

$10 +$




--


$15 +$



--



VALENTINE'S DAY Word Search



Find the hidden Valentine's Day words.

G	I	F	T	M	A	N	N	B	C	D	B
N	X	L	M	N	C	L	O	L	H	A	E
O	M	O	A	G	R	V	F	A	O	R	A
W	J	V	R	F	L	P	O	N	C	P	U
B	A	E	R	I	O	S	T	K	O	A	T
A	H	R	O	N	V	N	H	E	L	R	I
L	E	S	W	E	E	T	C	T	A	T	F
V	A	L	E	N	T	I	N	E	T	Y	U
R	R	R	F	I	R	E	P	L	E	C	L
K	T	R	S	H	A	R	E	E	H	I	S
S	H	U	G	S	C	L	E	S	A	A	N
E	A	R	M	U	F	L	I	K	E	E	T

GIFT

SHARE

ARROW

FLOWERS

HUGS

LIKE

HEARTH


VALENTINE

LOVE


SWEET

BEAUTIFUL

CHOCOLATE



VALENTINE'S DAY WORD SEARCH



Find the hidden Valentine's Day words.

G	I	F	T	M	A	N	N	B	C	D	B
N	X	L	M	N	C	L	O	L	H	A	E
O	M	O	A	G	R	V	F	A	O	R	A
W	J	V	R	F	L	P	O	N	C	P	U
B	A	E	R	I	O	S	T	K	O	A	T
A	H	R	O	N	V	N	H	E	L	R	I
L	E	S	W	E	E	T	C	T	A	T	F
V	A	L	E	N	T	I	N	E	T	Y	U
R	R	R	F	I	R	E	P	L	E	C	L
K	T	R	S	H	A	R	E	E	H	I	S
S	H	U	G	S	C	L	E	S	A	A	N
E	A	R	M	U	F	L	I	K	E	E	T

GIFT

SHARE

ARROW

FLOWERS

HUGS

LIKE

HEARTH

VALENTINE

LOVE



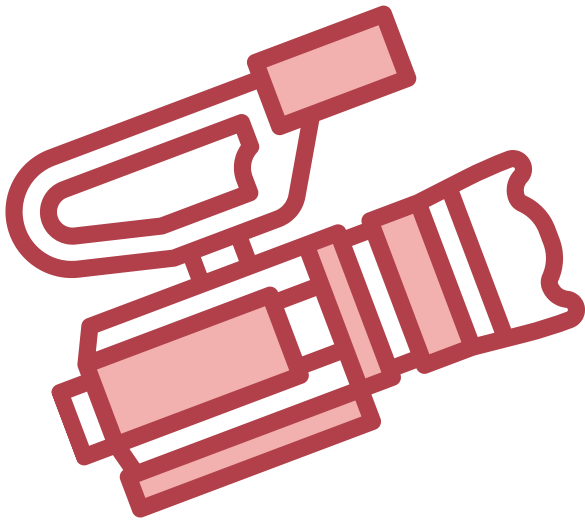
SWEET

BEAUTIFUL

CHOCOLATE

Valentine's Day Memories

Draw your Valentine's Day memories.



VALENTINE'S DAY

WORD SCRAMBLE



EOLV

RBERYAFU

PDUCI

EROSWFL

OESSR

ACYDN

GHUS

RWARO

ERHTA

HELCAOCTO

WSETE

DRSAC

ALOBLOSN

LTVEAENNI

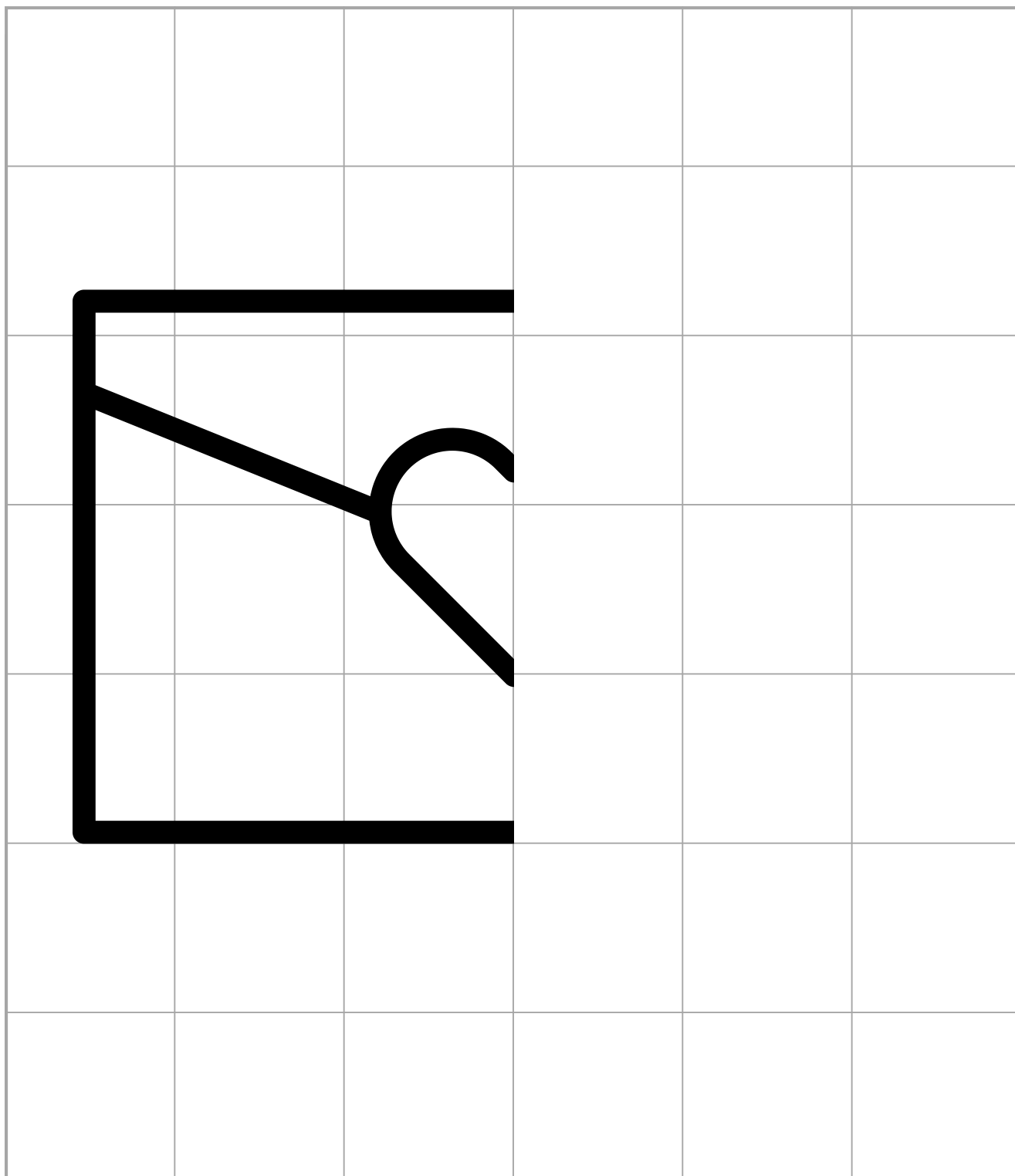
IDFRNE



Valentines

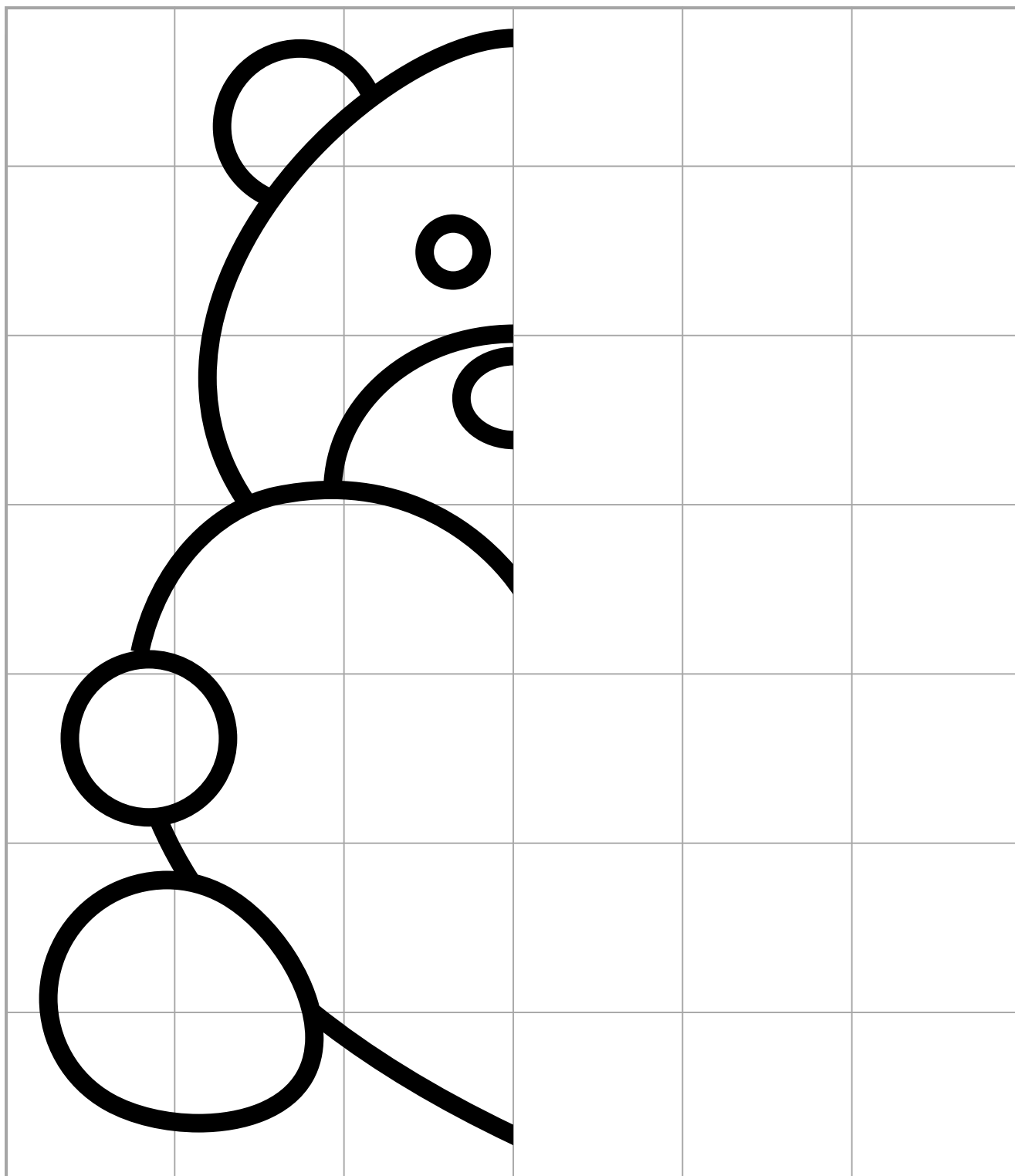
SYMMETRY DRAWING

Use the grid to draw the other side of the love letter:



Valentines SYMMETRY DRAWING

Use the grid to draw the other side of the heart:



Valentines SYMMETRY DRAWING

Use the grid to draw the other side of the heart:

